

3D

SHAPED
TECHNOLOGY

IRO

EDIMAX

CERAMICHE
ASTOR




IRRO

classy shades with a velvet touch

IRO

classy shades
with a velvet
touch



Iro esalta il fascino intramontabile del cemento, una materia essenziale che in questa collezione si arricchisce di un'allure sofisticata ed accogliente.

La gamma cromatica si compone di ben sei tonalità, ricercate e contemporanee, abbinate ad una texture morbida e piacevole al tatto, impreziosita da delicate sfumature lungo i bordi.

Iro enhances the timeless charm of concrete, an essential material that, in this collection, is enriched with a sophisticated and welcoming allure. The color palette consists of six refined and contemporary shades, combined with a soft and pleasant-to-the-touch texture, embellished with delicate nuances along the edges.

Iro exalte le charme intemporel du béton, une matière essentielle qui, dans cette collection, s'enrichit d'une allure sophistiquée et chaleureuse. La gamme chromatique se compose de six teintes raffinées et contemporaines, associées à une texture douce et agréable au toucher, rehaussée de nuances délicates le long des bords.

Iro betont den zeitlosen Charme von Beton, einem essenziellen Material, das in dieser Kollektion durch eine anspruchsvolle und einladende Ausstrahlung bereichert wird. Die Farbpalette umfasst sechs raffinierte und zeitgemäße Nuancen, kombiniert mit einer weichen und angenehmen Haptik, veredelt durch zarte Schattierungen entlang der Kanten.





IRO LOTO - White 80x80 RET
IRO LOTO - White Mosaico 5x5 DSQ foglio 30x30



IRO LOTO - White 80x80 RET



IRO LOTO - White Mosaico 5x5 DSQ foglio 30x30





IRO LOTO - White 60x120 RET
IRO ISHI BIANCO 60x120 RET



IRO LOTO - White 60x120 RET



IRO ISHI BIANCO 60x120 RET





IROISHI BIANCO Mosaico RING4 foglio 30x30





IRO WASHI - Beige 80x80 RET
IRO WASHI - Beige Mosaico RING4 foglio 30x30



IRO WASHI - Beige 80x80 RET



IRO WASHI - Beige Mosaico RING4 foglio 30x30





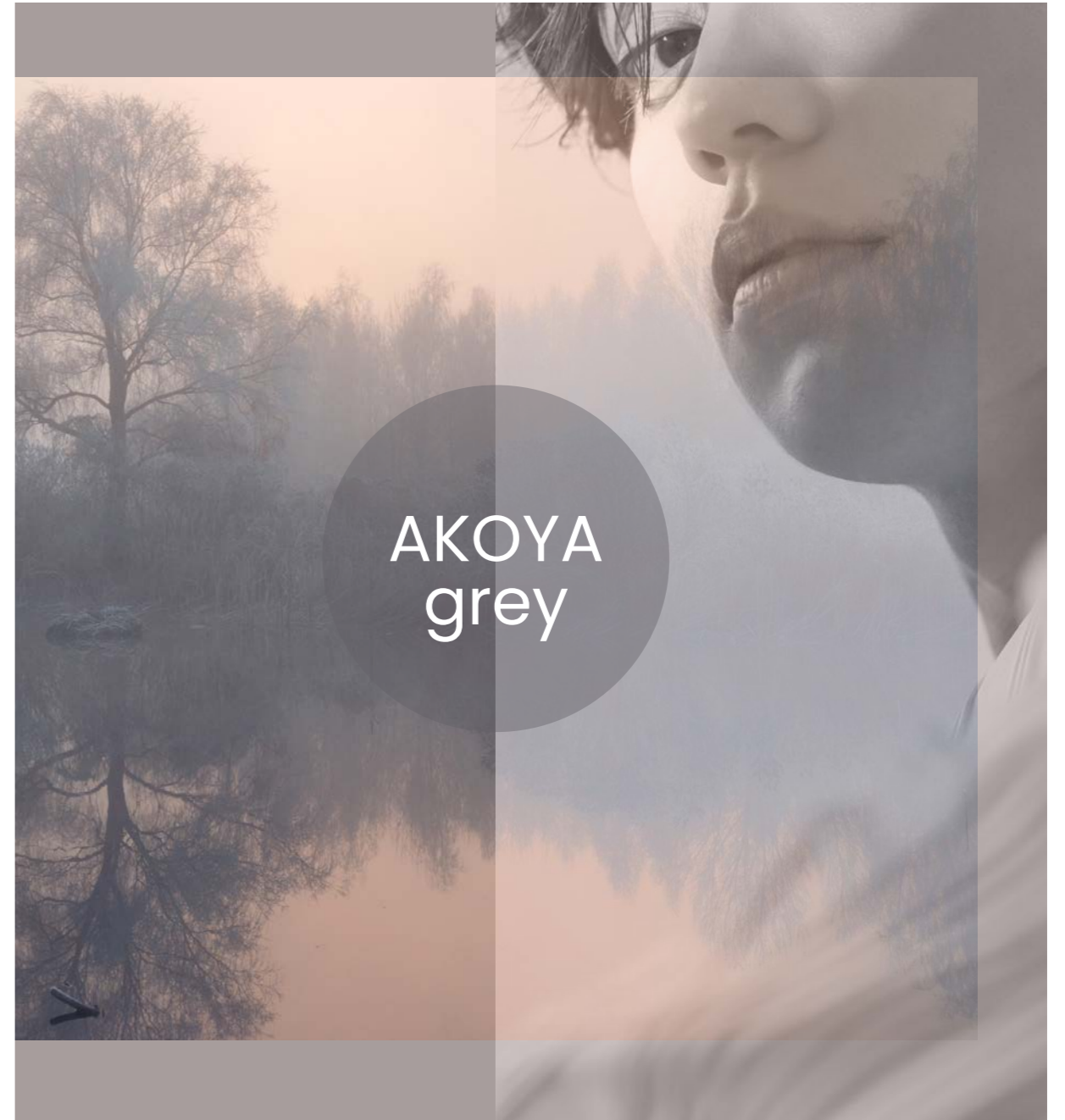
IRO WASHI - Beige 60x120 RET
IRO WASHI - Beige MOCHI 60x120 RET



IRO WASHI - Beige 60x120 RET



IRO WASHI - Beige MOCHI 60x120 RET



AKOYA
grey



IRO AKOYA - Grey 120x120 RET



IRO AKOYA - Grey 120x120 RET



IRO ISHI GRIGIO 60x120 RET
IRO AKOYA - Grey 60x120 RET
IRO AKOYA - Grey Mosaico 7,5x7,5 foglio 30x30



IRO ISHI GRIGIO 60x120 RET



IRO AKOYA - Grey 60x120 RET
IRO AKOYA - Grey Mosaico 7,5x7,5 foglio 30x30





IRO AKOYA - Grey Dec. B 10x30



MISO
ochre



IRO MISO - Ochre 80x80 RET



IRO MISO - Ochre 80x80 RET



IRO MISO - Ochre 60x120 RET
IRO MISO - Ochre MOCHI 60x120 RET



IRO MISO - Ochre 60x120 RET



IRO MISO - Ochre MOCHI 60x120 RET





IRO RAKU - Black 60x120 RET



IRO RAKU - Black 60x120 RET



IRO ISHI NERO 60x120 RET
IRO RAKU - Black 60x120 RET
IRO RAKU - Black HOSEKY Mosaico 5x5 DSG foglio 30x30



IRO ISHI NERO 60x120 RET

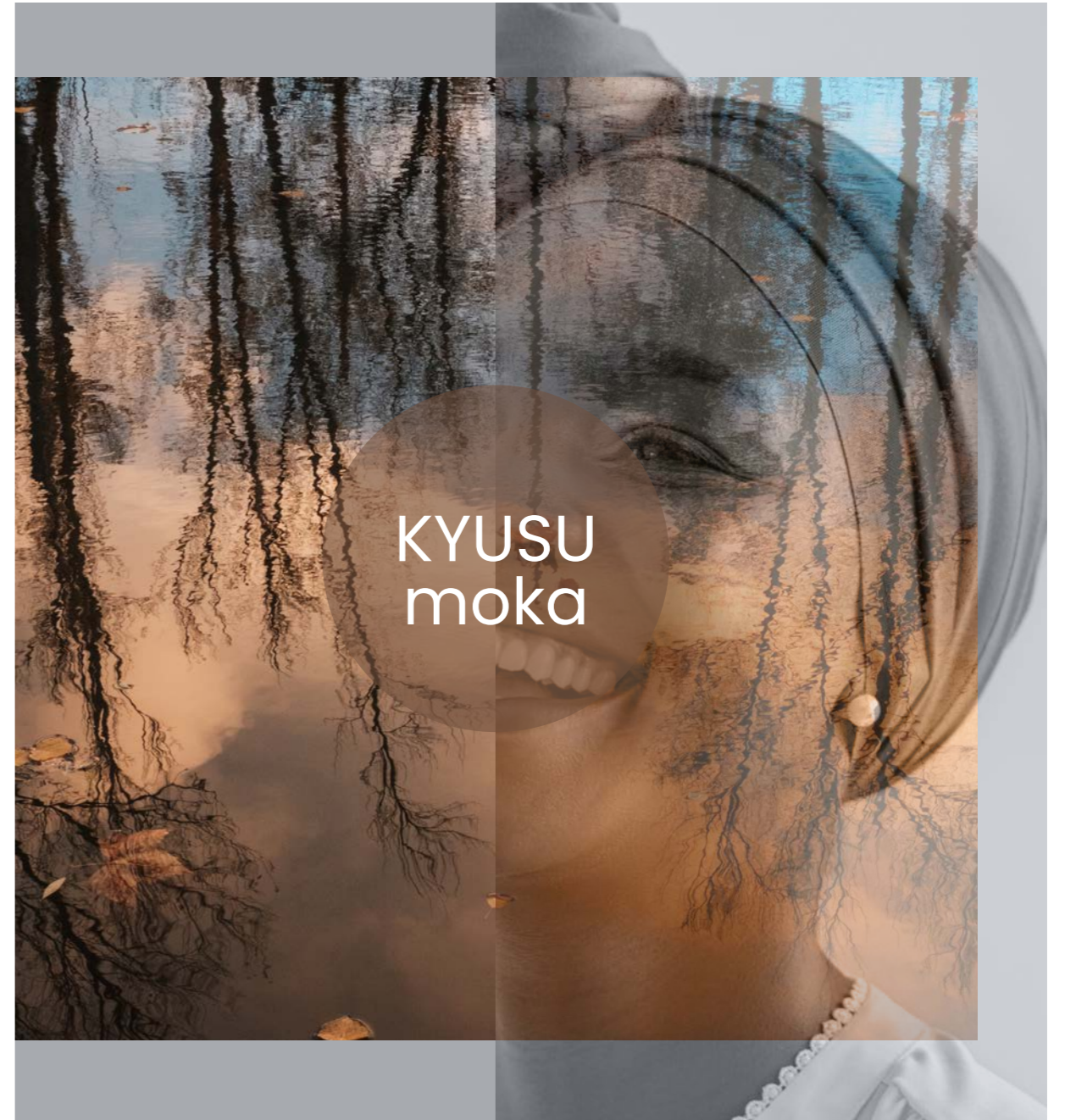


IRO RAKU - Black 60x120 RET
IRO RAKU - Black HOSEKY Mosaico 5x5 DSQ foglio 30x30





IRO RAKU - Black Dec. A 10x30



KYUSU
moka



IRO KYUSU - moka 60x120 RET



IRO KYUSU - moka 60x120 RET



IRO KYUSU - moka MOCHI 60x120 RET
IRO KYUSU - moka 30x60 RET



IRO KYUSU - moka MOCHI 60x120 RET



IRO KYUSU - moka 30x60 RET





LOTO
white



WASHI
beige






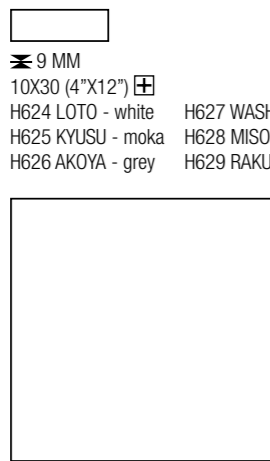
RAKU
black



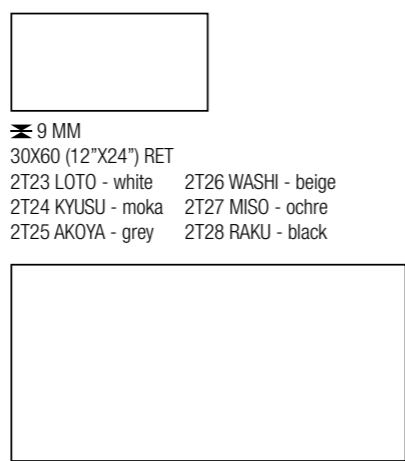
KYUSU
moka



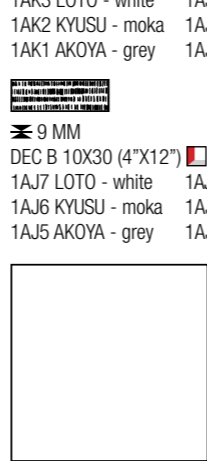
≅ 10 MM
120X120 (48"X48") RET
1SY8 LOTO - white
1SY9 AKOYA - grey
1SW1 WASHI - beige




≅ 9 MM
10X30 (4"X12") ⊕
H624 LOTO - white
H625 KYUSU - moka
H626 AKOYA - grey
H627 WASHI - beige
H628 MISO - ochre
H629 RAKU - black




≅ 9 MM
30X60 (12"X24") RET
2T23 LOTO - white
2T24 KYUSU - moka
2T25 AKOYA - grey
2T26 WASHI - beige
2T27 MISO - ochre
2T28 RAKU - black




≅ 9 MM
DEC B 10X30 (4"X12") ⊕
1AJ7 LOTO - white
1AJ6 KYUSU - moka
1AJ5 AKOYA - grey
1AJ9 WASHI - beige
1AJ8 MISO - ochre
1AJ1 RAKU - black



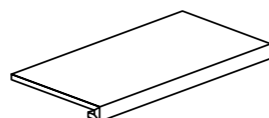
≅ 9 MM
MOCHI 60X120 (24"X48") RET
2Q27 LOTO - white
2Q28 KYUSU - moka
2Q29 AKOYA - grey
2Q30 WASHI - beige
2Q26 MISO - ochre
2Q25 RAKU - black




≅ 9 MM
60X120 (24"X48") RET ★
6QB7 ISHI BEIGE
6QB3 ISHI BIANCO
6QB4 ISHI GRIGIO
6QB5 ISHI NERO




≅ 9 MM
60X60 (24"X24") RET ★★
7E37 ISHI BEIGE
7E38 ISHI BIANCO
7E39 ISHI GRIGIO
7E40 ISHI NERO



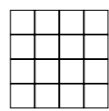
≅ 9 MM
GRADINO 30X60 (12"X24") ⊕ ★
8R38 LOTO - white
8R39 KYUSU - moka
8R40 AKOYA - grey
8R41 WASHI - beige
8R42 MISO - ochre
8R43 RAKU - black




≅ 9 MM
MOSAICO 5X5 DSQ (2"X2")
FOGLIO 30X30 (12"X12") ⊕ ★
NQ39 LOTO - white
NQ40 KYUSU - moka
NQ41 AKOYA - grey
NQ42 WASHI - beige
NQ43 MISO - ochre
NQ44 RAKU - black



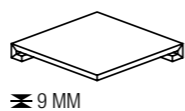
≅ 9 MM
HOSEKY MOSAICO 5X5 DSQ (2"X2")
FOGLIO 30X30 (12"X12") ⊕ ★
NQ46 LOTO - white
NQ47 KYUSU - moka
NQ45 AKOYA - grey
NQ48 WASHI - beige
NQ49 MISO - ochre
NQ50 RAKU - black




≅ 9 MM
MOSAICO 7,5X7,5 (3"X3")
FOGLIO 30X30 (12"X12") ⊕
ND14 ISHI BEIGE
ND11 ISHI BIANCO
ND12 ISHI GRIGIO
ND13 ISHI NERO
ND01 LOTO - white
ND02 KIUSU - moka
ND03 AKOYA - grey
ND04 WASHI - beige
ND05 MISO - ochre
ND06 RAKU - black



≅ 9 MM
MOSAICO RING4
FOGLIO 30X30 (12"X12") ⊕
NQ77 ISHI BEIGE
NQ74 ISHI BIANCO
NQ75 ISHI GRIGIO
NQ76 ISHI NERO
NQ65 LOTO - white
NQ66 KIUSU - moka
NQ67 AKOYA - grey
NQ68 WASHI - beige
NQ69 MISO - ochre
NQ70 RAKU - black



≅ 9 MM
ANG. GRADINO 30X30 (12"X12") ⊕ ★
3PN1 LOTO - white
3PN2 KYUSU - moka
3PN3 AKOYA - grey
3PN4 WASHI - beige
3PN5 MISO - ochre
3PN6 RAKU - black



≅ 9 MM
BATTISCOPA 7X60 (3"X24")
5WG7 LOTO - white
5WG8 KYUSU - moka
5WG9 AKOYA - grey
5WH1 WASHI - beige
5WH2 MISO - ochre
5WH3 RAKU - black

INFORMAZIONI GENERALI - GENERAL INFORMATIONS

- Prodotto in porcellanato smaltato con impasti colorati. Superfici naturali. 3D Shaped Technology. Bordi rettificati e bordi tagliati. Coloured body glazed porcelain tiles and rectified edges. Natural surfaces. 3D Shaped Technology. Rectified edges and cut edges.
- Tutte le misure sono nominali. Le conversioni in pollici sono approssimate ed arrotondate. All sizes are nominal. The conversions into inches are approximate and rounded off.
- Le confezioni contengono il prodotto con diverse sfumature di tono. Al fine di ottenere il migliore effetto estetico, si consiglia, durante la posa, di prelevare le piastrelle alternativamente da scatole diverse e di posarle in senso ortogonale l'una all'altra. The boxes contain the item with different shade variegations. When you lay down the tiles, in order to obtain the best blend of the colours, we advice you to take the tiles alternatively from different boxes and lay down orthogonally one to the other.
- Per i formati rettangolari consigliamo una posa sfalsata massimo di 1/4 della lunghezza. For the rectangular sizes we suggest an installation pattern at a maximum of 1/4 of the entire lenght.
- Bordi rettificati: nella posa mono e multi-formato è consigliato prevedere fughe di almeno 2 mm. Rectified edges: when you lay down single and multi sizes it is suggested to use grouts of at least 2 mm.
- Ci riserviamo la facoltà di modificare e/o eliminare i formati, i calibri, gli spessori e le grafiche in qualsiasi momento senza che si renda necessaria una espressa comunicazione scritta. We reserve the right to modify and/or remove the sizes, the calibers, the thickness and the graphics anytime, with no obligation of a further notice in writing.
- I toni degli articoli campionati sono puramente indicativi pertanto le variazioni di tono e di superficie non possono costituire motivo di contestazioni. The shades of the samples are purely representative of the item itself so the shades variation and the surfaces variations cannot constitute the reason for a claim.
- Fondi, decori, mosaici, pezzi speciali o qualsiasi formato da taglio o rettifica, vengono prodotti uno ad uno con interventi manuali ed artigianali durante la fase di lavorazione. Eventuali imperfezioni rientrano nelle tolleranze e non possono essere considerate difetti. Plain tiles, decors, mosaics, special pieces or any item cut or rectified are produced one by one with manual and artisanal interventions during the manufacturing phase. Any possible imperfection is within the tolerances and cannot be considered as a defect/fault.

SIMBOLOGIA - SIMBOLOGY

RET Rettificato ⊕ Prodotto incollato su rete ⊗ Tessere mosaico disallineate ★ A richiesta a scatole intere ★ Grafiche miscelate casualmente ⊕ Solo per rivestimento
Rectified Item on net Misaligned mosaic pieces On request full boxes Graphics casually mixed Only for wall tile

- Per la pulizia delle parti dorate ed argentate utilizzare esclusivamente acqua tiepida con poco detergente a PH neutro esenti da alcool ed ammoniaca sempre diluiti in acqua tiepida. To clean the golden and silver parts, use only lukewarm water with a little neutral PH detergents free of alcohol and ammonia always diluted in lukewarm water.
- Piastrella con torelo incollato (solo su richiesta). Per uso esterno è necessario adottare tutte le misure per una posa a regola d'arte secondo usi e norme in vigore. Tile with glued torelo (on request only). For external use it's necessary to adopt all precautions for a perfect tile according to usage and regulations in force.

CARATTERISTICHE TECNICHE - TECHNICAL CHARACTERISTICS

	Spessore	Formatura del prodotto	Assorbimento d'acqua	Carico di rottura	PEI Resistenza all'abrasione superficiale	Resistenza agli sbalzi termici	Resistenza al gelo	Resistenza chimica	Resistenza alle macchie	Coefficiente dinamico di frizione	Resistenza allo scivolamento
	Thickness	Product Moulding	Water absorption	Modulus of rupture	Resistance to surface abrasion	Resistance to thermal shock	Frost resistance	Chemical resistance	Stain resistance	Dynamic coefficient of friction	Slip resistance
IRO 3D	9	RET	< 0,5%	≥ 43 N/mm ²	5	Garantita Guaranteed Garantiert Garantie	Garantita Guaranteed Garantiert Garantie	GA (M) GLA (M) GHA (M)	Conforme Compliant Conforme Konforme	> 0,42	R9 A
IRO 3D 120x120	10	RET	< 0,5%	≥ 43 N/mm ²	5	Garantita Guaranteed Garantiert Garantie	Garantita Guaranteed Garantiert Garantie	GA (M) GLA (M) GHA (M)	Conforme Compliant Conforme Konforme	> 0,42	R9 A



3D Shaped Technology è una nuova lavorazione digitale che si inserisce nel processo produttivo per conferire il massimo realismo ai prodotti ceramici, attraverso un procedimento superficiale che ne esalta la conformazione preservando le caratteristiche di robustezza, durezza e facilità di pulizia tipiche del gres porcellanato.

Coniugando visione e tatto in una realizzazione iperrealistica senza vincoli né limiti, la tecnologia 3D Shaped rompe gli schemi del concetto tradizionale di materia ceramica che, da una visione bidimensionale, passa a una realizzazione tridimensionale dove ogni dettaglio prende forma, colore e struttura.

Novità e avanguardia sono quanto caratterizza l'esclusiva 3D Shaped Technology che ha portato alla ribalta un'innovazione che ha cambiato radicalmente il concetto di superficie ceramica.

3D Shaped Technology is a new digital process that is inserted in the production process to give maximum realism to ceramic products, through a surface forming process that enhances its conformation while preserving the characteristics of strength, durability and ease of cleaning typical of porcelain stoneware.

Combining vision and touch in a hyper-realistic realization without constraints or limits, 3D Shaped technology breaks the rules of the traditional concept of ceramic material which, from a two-dimensional vision, passes to a three-dimensional realization where every detail takes shape, colour and structure.

Development to find ever new technologies, able to offer all vanguard for the main international markets.

NOTE

A series of horizontal dotted lines for taking notes, spanning the width of the page.

EDIMAX
CERAMICHE
ASTOR

Gruppo Beta S.p.A. 41014 Solignano Nuovo (MO) Italy - Statale 569 n°234 tel. +39 059 748911 - fax +39 059 748990
www.edimaxastor.it - info@edimaxastor.it