

SPRING

EDIMAX
— CERAMICHE
ASTOR



SPRING

joyful stylish vibes

white

Gioia, meraviglia, vita e colore. Una texture leggermente materica, abbinata a tinte tenui che richiamano la delicatezza dell'aria, dei petali, del tramonto, di acqua e sabbia... Lo stile Spring comunica leggerezza, pulizia, sensazioni di benessere.

pearl

grey

sand

Joy, wonder, life, and color. A slightly textured finish paired with soft hues evoking the delicacy of air, petals, sunset, water, and sand... The Spring style conveys lightness, cleanliness, and feelings of well-being.

avio

Joie, émerveillement, vie et couleur. Une texture légèrement matière, associée à des teintes douces qui rappellent la délicatesse de l'air, des pétales, du coucher de soleil, de l'eau et du sable... Le style Spring communique légèreté, propreté, et sensations de bien-être.

emerald

mauve

Freude, Wunder, Leben und Farbe. Eine leicht strukturierte Textur, kombiniert mit sanften Farbtönen, die die Zartheit der Luft, der Blütenblätter, des Sonnenuntergangs, des Wassers und des Sandes erinnern... Der Springstyl vermittelt Leichtigkeit, Sauberkeit, und Wohlgefühl.



white



SPRING WHITE 120x120 RET



SPRING WHITE 120x120 RET



SPRING WHITE 120x120 RET - SPRING PATCHWORK 60x60 RET
SPRING EMERALD MOSAICO CRISP FOGLIO 30x30



SPRING WHITE 120x120 RET - SPRING PATCHWORK 60x60 RET



SPRING EMERALD MOSAICO CRISP FOGLIO 30x30



pearl



SPRING PEARL 120x120 RET



SPRING PEARL 120x120 RET



SPRING PEARL 60x120 RET
SPRING PEARL ATELIER 60x120 RET



SPRING PEARL 60x120 RET



SPRING PEARL ATELIER 60x120 RET



grey



SPRING GREY 30x120 RET



SPRING GREY 30x120 RET



SPRING GREY 60x120 RET



SPRING GREY 60x120 RET



SPRING GREY MOSAICO TATAMI FOGLIO 30x30



sand



SPRING SAND 120x120 RET



SPRING SAND 120x120 RET



SPRING SAND 60x120 RET
SPRING EMERALD GRASS 60x120 RET - SPRING EMERALD MOSAICO CIRCLES FOGLIO 29x29,7



SPRING SAND 60x120 RET



SPRING EMERALD GRASS 60x120 RET
SPRING EMERALD MOSAICO CIRCLES FOGLIO 29x29,7



avio



SPRING AVIO 60x120 RET
SPRING AVIO MOSAICO CRISP FOGLIO 30x30



SPRING AVIO 60x120 RET - SPRING AVIO MOSAICO CRISP FOGLIO 30x30



SPRING AVIO 30x120 RET
SPRING AVIO ATELIER 60x120 RET - PETALI BIANCO 5x25 - PETALI AVIO 5x25



SPRING AVIO 30x120 RET



SPRING AVIO ATELIER 60x120 RET - PETALI BIANCO 5x25 - PETALI AVIO 5x25



emerald



SPRING EMERALD 60x120 RET



SPRING EMERALD 60x120 RET



SPRING EMERALD 30x120 RET
SPRING PLANTS&GLASS 60x120 RET



SPRING EMERALD 30x120 RET



SPRING PLANTS&GLASS 60x120 RET



mauve



SPRING MAUVE 60x120 RET



SPRING MAUVE 60x120 RET

SPRING MAUVE 30x120 RET - SPRING PATCHWORK 60x60 RET - HONEY ESAGONO MAUVE 16x14
PETALI BIANCO 5x25 - PETALI MALVA 5x25 - PETALI PERLA 5x25 - PETALI BEIGE 5x25





SPRING PATCHWORK 60x60 RET - HONEY ESAGONO MAUVE 16x14



SPRING MAUVE 30x120 RET
PETALI BIANCO 5x25 - PETALI MALVA 5x25 - PETALI PERLA 5x25 - PETALI BEIGE 5x25








avio

emerald




SPRING



± 9 MM
120X120 (48"X48") RET
1FW1 WHITE
1FW2 PEARL
1FW3 GREY
1FW4 SAND



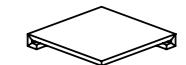
± 9 MM
60X120 (24"X48") RET
4D76 WHITE 4D80 AVIO
4D77 PEARL 4D94 EMERALD
4D78 GREY 4D81 MAUVE
4D79 SAND




± 9 MM
GRASS 60X120 (24"X48") RET ★ ⊕
7G57 WHITE 7G61 AVIO
7G58 PEARL 7G62 EMERALD
7G59 GREY 7G63 MAUVE
7G60 SAND



± 9 MM
60X120 (24"X48") RET ★ ⊕
4K80 PLANTS&GLASS



± 9 MM
ANG. GRADINO (30 ↔ 60)X30
(12" ↔ 24")X12" ⊕ ★
3QM1 WHITE 3QM5 AVIO
3QM2 PEARL 3QM7 EMERALD
3QM3 GREY 3QM6 MAUVE
3QM4 SAND



± 9 MM
30X120 (12"X48") RET
1SG1 WHITE 1SG5 AVIO
1SG2 PEARL 1SG7 EMERALD
1SG3 GREY 1SG6 MAUVE
1SG4 SAND




± 9 MM
30X60 (12"X24") RET
3Y89 WHITE 3Y83 AVIO
3Y88 PEARL 3Y84 EMERALD
3Y87 GREY 3Y85 MAUVE
3Y86 SAND



± 9 MM
ATELIER 60X120 (24"X48") RET ★★ ★ ⊕
4D82 WHITE 4D86 AVIO
4D83 PEARL 4D95 EMERALD
4D84 GREY 4D87 MAUVE
4D85 SAND



± 9 MM
60X60 (24"X24") RET ★★ ⊕
7HF3 PATCHWORK



± 9 MM
BATTISCOPA 7X60 (3"X24")
5WE1 WHITE 5WE5 AVIO
5WE2 PEARL 5WE7 EMERALD
5WE3 GREY 5WE6 MAUVE
5WE4 SAND



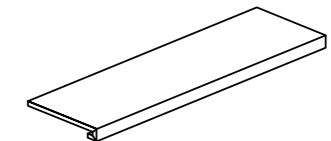
± 9 MM
MOSAICO TATAMI
FOGLIO 30X30 (12"X12") ○
NH21 WHITE NH25 AVIO
NH22 PEARL NH34 EMERALD
NH23 GREY NH26 MAUVE
NH24 SAND



± 9 MM
MOSAICO CIRCLES
FOGLIO 29X29,7 (11 7/16"X12") ○
NY21 WHITE NY25 AVIO
NY22 PEARL NY26 EMERALD
NY23 GREY NY27 MAUVE
NY24 SAND



± 9 MM
MOSAICO CRISP
FOGLIO 30X30 (12"X12") ○
NH70 WHITE NH74 AVIO
NH71 PEARL NH75 EMERALD
NH72 GREY NH76 MAUVE
NH73 SAND



± 9 MM
GRADINO (30 ↔ 60)X120
(12" ↔ 24")X48" ⊕ ★
F199 WHITE F203 AVIO
F200 PEARL F205 EMERALD
F201 GREY F204 MAUVE
F202 SAND

⊕ Fatti in 3D - 3D Made - In 3D hergestellt - Réalisé en 3D

★ N°8 grafiche miscelate casualmente - N°8 graphics casually mixed - N°8 graphike zufaellig gemischt - N°8 graphiques mélangées de manière aléatoire

★★ N°24 grafiche miscelate casualmente - N°24 graphics casually mixed - N°24 graphike zufaellig gemischt - N°24 graphiques mélangées de manière aléatoire

★★★ N°12 grafiche miscelate casualmente - N°12 graphics casually mixed - N°12 graphike zufaellig gemischt - N°12 graphiques mélangées de manière aléatoire

↔ Misura variabile da 30 cm a 60 cm su richiesta - Variable measure from 30 to 60 cm on request

★ ARTICOLO A RICHIESTA A SCATOLE INTERE - ON REQUEST FULL BOXES - LAUT ANFRAGE VOLLE KARTON - SUR DEMANDE BOITES COMPLETES

INFORMAZIONI GENERALI - GENERAL INFORMATION

- Prodotto in porcellanato smaltato con impasti colorati. Superfici naturali. 3D Shaped Technology. Bordi rettificati e bordi tagliati.
Coloured body glazed porcelain tiles and rectified edges. Natural surfaces. 3D Shaped Technology. Rectified edges and cut edges.
- Tutte le misure sono nominali. Le conversioni in pollici sono approssimate ed arrotondate.
All sizes are nominal. The conversions into inches are approximate and rounded off.
- Le confezioni contengono il prodotto con diverse sfumature di tono. Al fine di ottenere il migliore effetto estetico, si consiglia, durante la posa, di prelevare le piastrelle alternativamente da scatole diverse e di posarle in senso ortogonale l'una all'altra.
The boxes contain the item with different shade variegations. When you lay down the tiles, in order to obtain the best blend of the colours, we advice you to take the tiles alternatively from different boxes and lay down orthogonally one to the other.
- Per i formati rettangolari consigliamo una posa sfalsata massimo di 1/4 della lunghezza.
For the rectangular sizes we suggest an installation pattern at a maximum of 1/4 of the entire length.
- Bordi rettificati: nella posa mono e multi-formato è consigliato prevedere fughe di almeno 2 mm.
Rectified edges: when you lay down single and multi sizes it is suggested to use grouts of at least 2 mm.
- Ci riserviamo la facoltà di modificare e/o eliminare i formati, i calibri, gli spessori e le grafiche in qualsiasi momento senza che si renda necessaria una espressa comunicazione scritta.
We reserve the right to modify and/or remove the sizes, the calibers, the thickness and the graphics anytime, with no obligation of a further notice in writing.
- I toni degli articoli campionati sono puramente indicativi pertanto le variazioni di tono e di superficie non possono costituire motivo di contestazioni.
The shades of the samples are purely representative of the item itself so the shades variation and the surfaces variations cannot constitute the reason for a claim.
- Fondi, decori, mosaici, pezzi speciali o qualsiasi formato da taglio o rettifica, vengono prodotti uno ad uno con interventi manuali ed artigianali durante la fase di lavorazione. Eventuali imperfezioni rientrano nelle tolleranze e non possono essere considerate difetti.
Plain tiles, decors, mosaics, special pieces or any item cut or rectified are produced one by one with manual and artisanal interventions during the manufacturing phase. Any possible imperfection is within the tolerances and cannot be considered as a defect/fault.

SIMBOLOGIA - SIMBOLOGY

RET Rettificato Prodotto incollato su rete ★ A richiesta a scatole intere ★ Grafiche miscelate casualmente Fatti in 3D
Rectified Item on net On request full boxes Graphics casually mixed 3D Made


- Piastrella con torello incollato (solo su richiesta). Per uso esterno è necessario adottare tutte le misure per una posa a regola d'arte secondo usi e norme in vigore.
Tile with glued torello (on request only). For external use it's necessary to adopt all precautions for a perfect tile according to usage and regulations in force.

Misura variabile da 30 cm a 60 cm su richiesta.
Variable measure from 30 to 60 cm on request.

CARATTERISTICHE TECNICHE - TECHNICAL CHARACTERISTICS

	Spessore	Formatura del prodotto	Assorbimento d'acqua	Carico di rottura	PEI Resistenza all'abrasione superficiale	Resistenza agli sbalzi termici	Resistenza al gelo	Resistenza chimica	Resistenza alle macchie	Resistenza allo scivolamento	Resistenza allo scivolamento	Coefficiente dinamico di frizione	Resistenza allo scivolamento
	Thickness	Product Moulding	Water absorption	Modulus of rupture	Resistance to surface abrasion	Resistance to thermal shock	Frost resistance	Chemical resistance	Stain resistance	Slip resistance	Slip resistance	Dynamic coefficient of friction	Slip resistance
			ISO 10545-3 B 1a	ISO 10545-4	ISO 10545-7	ISO 10545-9	ISO 10545-12	ISO 10545-13	ISO 10545-14	BS EN16165 Annex C	AS/NZS 4586-13 Annex A	DCOF	DIN EN 16165 Annex B DIN EN 16165 Annex A
SPRING	9	RET	< 0,5%	≥ 43 N/mm ²	5	Garantita Guaranteed Garantiert Garantie	Garantita Guaranteed Garantiert Garantie	GA (V) GLA (V) GHA (V)	Conforme Compliant Conforme	36 +	P3	> 0,42	R10 A+B

SURFACE



Handwriting practice lines consisting of 20 horizontal dashed lines.

EDIMAX
CERAMICHE
ASTOR

Gruppo Beta S.p.A. 41014 Solignano Nuovo (MO) Italy - Statale 569 n°234 tel. +39 059 748911 - fax +39 059 748990
www.edimaxastor.it - info@edimaxastor.it